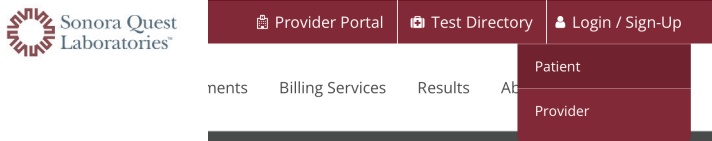


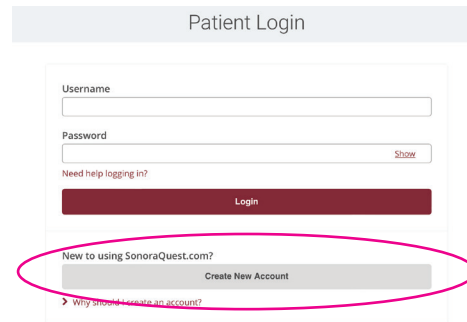
# SIGN UP! PATIENT RESULTS PORTAL

## 1 Visit [www.sonoraquest.com](http://www.sonoraquest.com)

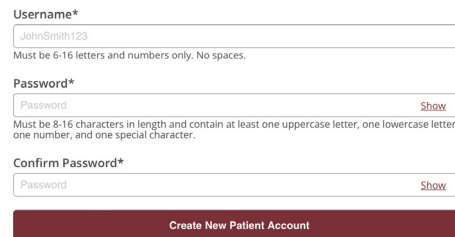
To create a new account,  
choose Sign-Up and Patient



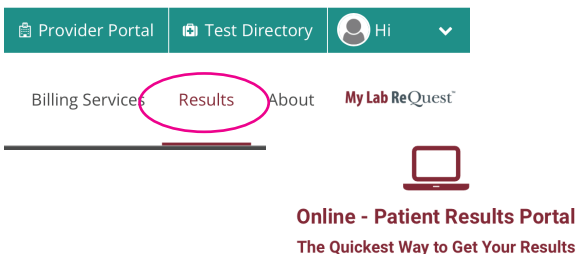
## 2 Create New Account



## 3 Fill in your information, create a username and password, and click Create New Patient Account.

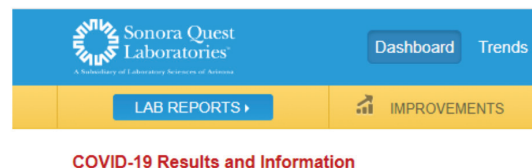


## 4 Once you are registered, log in and click on Results, then Online Patient Results Portal.



## 5 You will see a notification that you are leaving the Sonora Quest site. Click I Understand.

## 6 Click on COVID-19 Results and Information



**Please check your results through this website 1-2 days after you test. By checking your results through Sonora Quest Laboratories. If you are positive, please contact the COVID hotline at (520) 550-6079**